



December 20, 2011 3:17 AM EST

New York Closed London Open Tokyo Closed

Latest News

View All


- 3:09a Europe stocks off, led by AstraZeneca, DT
- 3:03a German DAX 30 index down 0.3% to 5,654.55
- 3:01a AstraZeneca down 2.6% after impairment charge news

DOW	-100.13	NASDAQ	-32.19	S&P 500	-14.31
11,766.26	-0.84%	2,523.14	-1.26%	1,205.35	-1.17%

Podcasts

Listen in

Daily segments feature in-depth reporting and analysis from MarketWatch Radio.



press release  
Dec. 19, 2011, 7:00 a.m. EST

# IG Markets Named Singapore's No. 1 CFD Provider for Client Satisfaction for Second Year Running



PR Newswire

United Business Media

SINGAPORE, December 19, 2011 /PRNewswire via COMTEX/ -- IG Markets ranked Singapore's No. 1 CFD provider for client satisfaction in 2010 and 2011

PureDeal trading platform again rated No. 1 for ease of use

IG Markets named No. 1 provider of both CFDs and forex (FX) for smartphone/mobile trading, in this new category

An independent survey of Singapore's FX and CFD market has named IG Markets as the number one provider for client satisfaction for the second year running.

The September 2011 Singapore FX & CFD Report by Investment Trends, a specialist research organisation in the financial services sector, found that IG Markets is a leading provider of both CFD and FX traders in Singapore, remaining the third largest CFD and the second largest FX supplier in the region.

The second annual report by Investment Trends found that the CFD market in Singapore has grown by over 4%. There was particularly strong growth in equity and commodity CFDs, with 4000 new traders entering the market, and 3000 returning after a period of inactivity.

Furthermore, client satisfaction has improved in the industry as a whole. Consistent with these higher customer satisfaction ratings, the CFD industry showed lower churn rates and a lower proportion of traders open to the prospect of changing their CFD provider in the next 12 months. Churn hasn't been eliminated, of course, and IG Markets remains one of the main beneficiaries of CFD traders switching providers.

Interestingly, smartphone/mobile trading is now a more important driver of customer satisfaction, than was the case in 2010, and IG Markets was rated the best provider for smartphone/mobile trading of both CFDs and foreign exchange.

Along with achieving these top rankings, IG Markets was also rated number one for the ease of use of its trading platform. IG Markets also scored highly for a number of other metrics, including the efficiency of taking trades, trading platform features, range of order types and the range of tradable instruments.


Mr Peter McDermott, Managing Director of IG Markets Singapore, spoke about the CFD provider's award-winning platform, PureDeal; "with easy searching, one-click trading and a fully customisable interface, PureDeal streamlines the trading process. And PureDeal's revolutionary Price Improvement technology enables our clients to make significant savings every month."


PureDeal's Price Improvement technology is a feature unique to IG Markets which automatically detects and passes on to the client many favourable price movements, allowing them to make trades at better prices than requested. In the quarter July to September 2011, clients of IG saved over \$7,800,000 globally as a result of this technology.


Mr McDermott also commented on IG Markets' growth in mobile and smartphone trading functionality: "IG Markets has a reputation for being at the forefront of mobile trading technology and our award-winning trading platform, PureDeal, is now available as a trading app on the iPad, iPhone, Android, BlackBerry and Windows Phone 7, and accessible on other mobile handsets."


"In June 2011 we also released Singapore's first iPhone App to offer DMA CFDs, which allows traders to trade inside the market spread and deal straight into the order book while on the move. They can also view extended market depth and liquidity."


## Most Popular

- 

MARKET SNAPSHOT  
**U.S. stocks close 1% dov shortfalls**
- 

MARSH ON MONDAY  
**France finally realizing v deal euro was**
- 


INDICATIONS  
**Stock futures rise; Euro Korea in focus**
- 

**U.S. stock losses double statement**
- 

AUTO REVIEW  
**Audi tops the luxury ride**


## Partner Center »

#1 FOR OPTIONS TRADERS



Trade free for 6 days with TD Ameritrade


---



Open. Fund. Tra with Scottrade

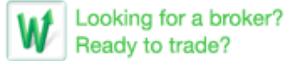
---

\$3.95 flat-rate stocks




Why Pay More? Switch to OptionsHouse.

---



---



Trade Free for 60 Days. E\*TRADE Securities.

"Providing our clients with software and apps that are free, quick to download and easy to use, is a key part of our commitment to enhance their trading experience with the best possible tools."

IG Markets is a part of IG Group, a FTSE 250 company established in 1974 which now operates in 15 countries. IG Group has over 130,000 clients globally making over 5 million transactions a month, with 99% of them online.

A CFD (or Contract for Difference) is an agreement to exchange the difference in value of a particular asset between the time at which a contract is opened and the time at which it is closed.

IG Markets advises that trading CFDs may not be suitable for everyone, since CFDs are geared products and can result in losses that exceed an initial deposit, and that risk disclosure statements are available from <http://www.igmarkets.com.sg>

ISSUED FOR : IG MARKETS

FOR FURTHER INFORMATION : MR PETER MCDERMOTT, MD OF IG MARKETS SINGAPORE, TEL (+65)6390-5108 or (+65)9828-4855

SOURCE IG Markets

Copyright (C) 2011 PR Newswire. All rights reserved



**Investing News**

How to use DRIPs to put your retirement on auto-pilot. New rpt. [WealthDaily.com/Investing\\_News](http://WealthDaily.com/Investing_News)

**5-Part Buffett Checklist**

You must use this list before buying any stock [www.hiddenvaluesalert.com](http://www.hiddenvaluesalert.com)

**Stock Market News**

Find Stocks That Have Doubled! Start With Motley Fool's Free Report. [www.fool.com](http://www.fool.com)

**5 Growth Stocks for 2012**

Discover Your Best Opportunities For Safe Portfolio Growth. [www.insideinvestingdaily.com](http://www.insideinvestingdaily.com)

**Suggested stories**

**Mexican stocks edge higher to snap losing streak**

**North Korean leader Kim Jong-il dies at 69**

**David Weidner's Writing on the Wall: 10 biggest losers on Wall Street in 2011**

**Asia markets slump, with tech shares weak**

**Silver's a bargain under \$30, but watch volatility**

**U.S. stock-market futures rise; N. Korea in focus**

**From Around the Web**

Content from Sponsors [What's this?](#)

**10 Middle-Class Jobs That Will Vanish by 2018** (InvestingAnswers.com)

**Nine Possible Signs of Thyroid Trouble** (ThirdAge)

**Which Nations Will Have to Go Bankrupt?** (BBC Business Video)

**5 Work Rules You Should Break** (Real Simple)

**Top 40 Resorts in the Caribbean** (Conde Nast Traveler)

[\[what's this\]](#)

**Featured Stories**



**U.S. stocks close 1% down on EU shortfalls**



**2012 to be Year of the Dove on Fed**

**8 reasons why investors are selling into 2012**

If you want a real investment challenge, try to understand the behavior of risky assets over the past...

**Kodak Rescue Hits Hurdles**

Eastman Kodak Co. is running into hurdles trying to sell some of its patents or borrow more money, as the...

**Bank of America shares to \$5**

SAN FRANCISCO -- Bank of America Monday traded above the threshold for...

MarketWatch.com

Enter Symbols or Keywords

SEARCH

- Site Index
- Topics
- Help
- Feedback

- Company Info
- Code of Conduct
- Corrections
- Advertising Media Kit

MarketWatch on Facebook

Like 76k

MarketWatch on Twitter

THE WALL STREET JOURNAL Digital Network

WSJ.com

Barron's Online

BigCharts

Virtual Stock Exchange

MarketWatch

Financial News

WSJ.com Sm

FINS: Finance

[Newsroom Roster](#)  
[Media Archive](#)  
[Premium Products](#)  
[Mobile](#)

[Advertise Locally](#)  
[License our Content](#)  
[Broker Center](#)  
[Your Ad Choices](#)

**Follow** 351K followers  
[RSS](#)  
[Podcasts](#)

[All Things Digital](#)



Copyright © 2011 MarketWatch, Inc. All rights reserved.  
By using this site, you agree to the [Terms of Service](#) and [Privacy Policy](#) - UPDATED 10/18/2011.

Intraday Data provided by SIX Telekurs and subject to terms of use. Historical and current end-of-day data provided by SIX Telekurs. Intraday data delayed per exchange requirements. Dow Jones Indexes (SM) from Dow Jones & Company, Inc. exchange time. Real time last sale data provided by NASDAQ. More information on NASDAQ traded symbols and their status. Intraday data delayed 15 minutes for Nasdaq, and 20 minutes for other exchanges. Dow Jones Indexes (SM) from Dow Jones & Company, Inc. SEHK intraday data is provided by SIX Telekurs and is at least 60-minutes delayed. All quotes are in local time.